

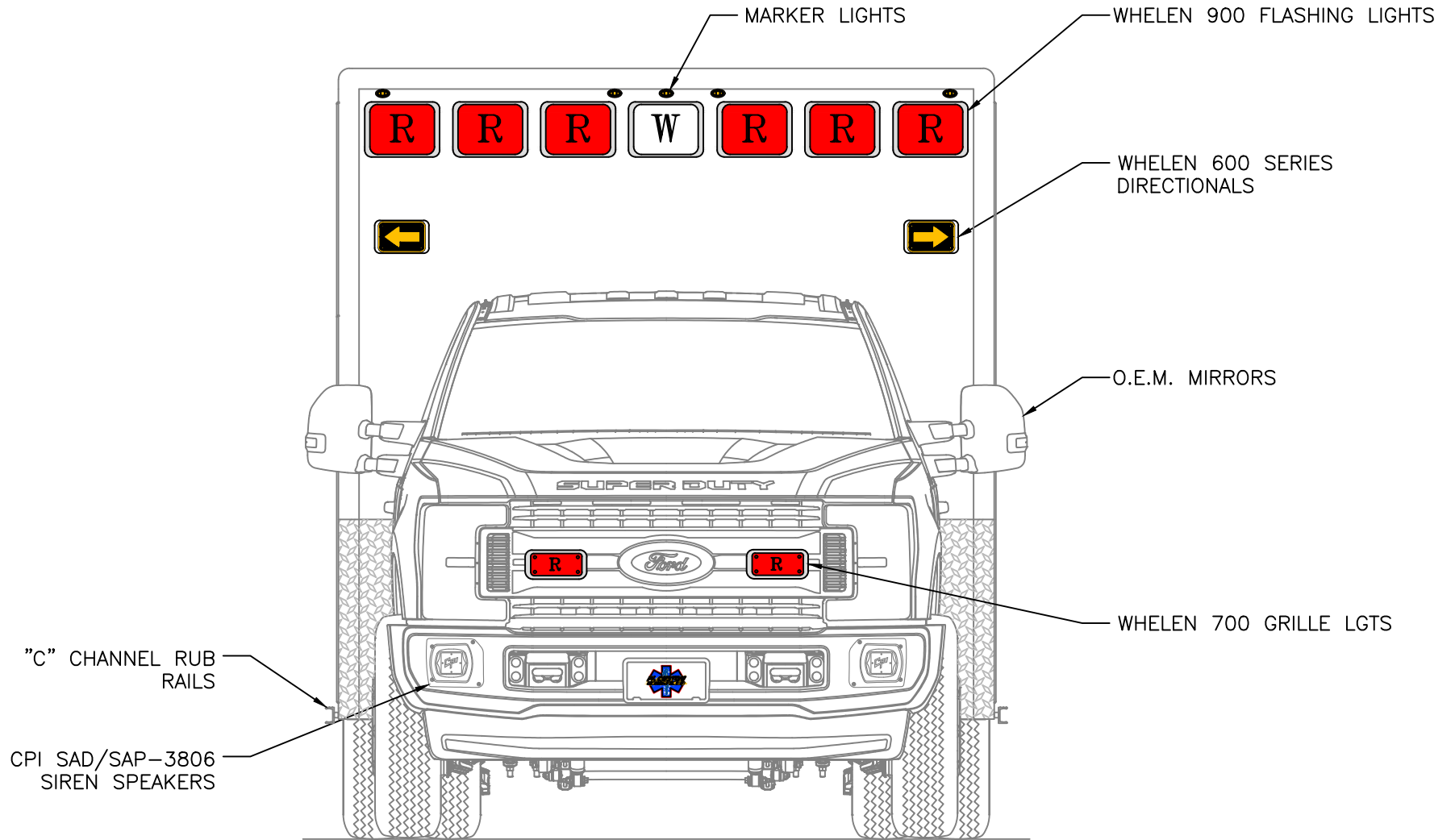
CUSTOM DESIGNED FOR  
**LEELANAU**  
**TOWNSHIP EMS**  
BY  
P.L. CUSTOM  
EMERGENCY VEHICLES

3895 A4491

PAGE 1



**"NOTICE"**  
This drawing and data thereon shall not be duplicated, used or disclosed to others for procurement or manufacturing purposes, except as otherwise authorized by contract, without written permission of P.L. CUSTOM BODY & EQUIPMENT CO., INC. We reserve the right to make changes at any time, without notice, in materials, equipment & specifications. Written specifications take precedence over drawings which are for clarity only. All reproductions shall bear this notice.



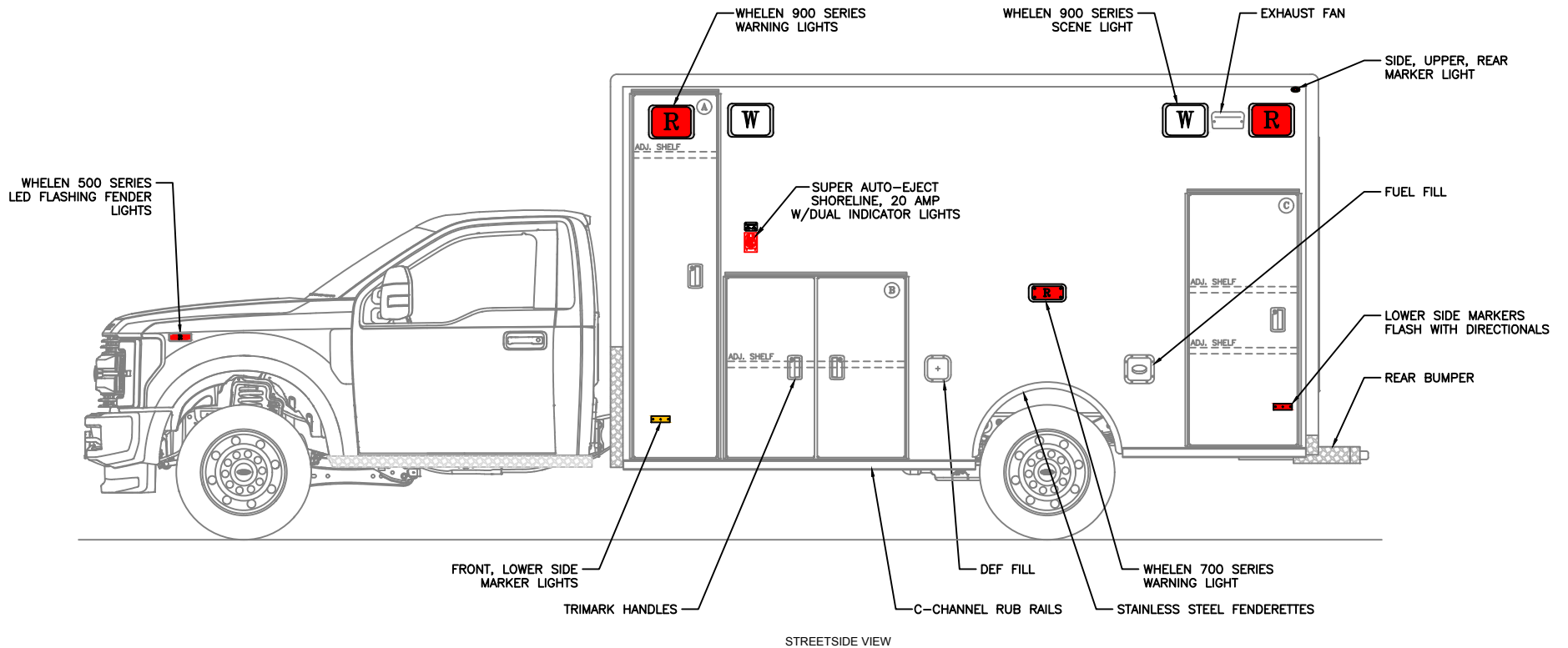
**EXTERIOR DIMENSIONS**

HEIGHT 112" (+/-2)  
 LENGTH 170 1/4"  
 WIDTH 99"

FRONT VIEW



**"NOTICE"**  
 This drawing and data thereon shall not be duplicated, used or disclosed to others for procurement or manufacturing purposes, except as otherwise authorized by contract, without written permission of P.L. CUSTOM BODY & EQUIPMENT CO., INC. We reserve the right to make changes at any time, without notice, in materials, equipment & specifications. Written specifications take precedence over drawings which are for clarity only. All reproductions shall bear this notice.



| OPENING DESCRIPTIONS       |        |        |       |                  |
|----------------------------|--------|--------|-------|------------------|
| ALL DIMENSIONS APPROXIMATE |        |        |       |                  |
|                            | WIDTH  | HEIGHT | DEPTH | PURPOSE          |
| (A)                        | 20     | 86     | 21    | OXYGEN STORAGE   |
| (B)                        | 43 3/8 | 42     | 20    | EXTERIOR STORAGE |
| (C)                        | 26     | 59     | 20    | EXTERIOR STORAGE |

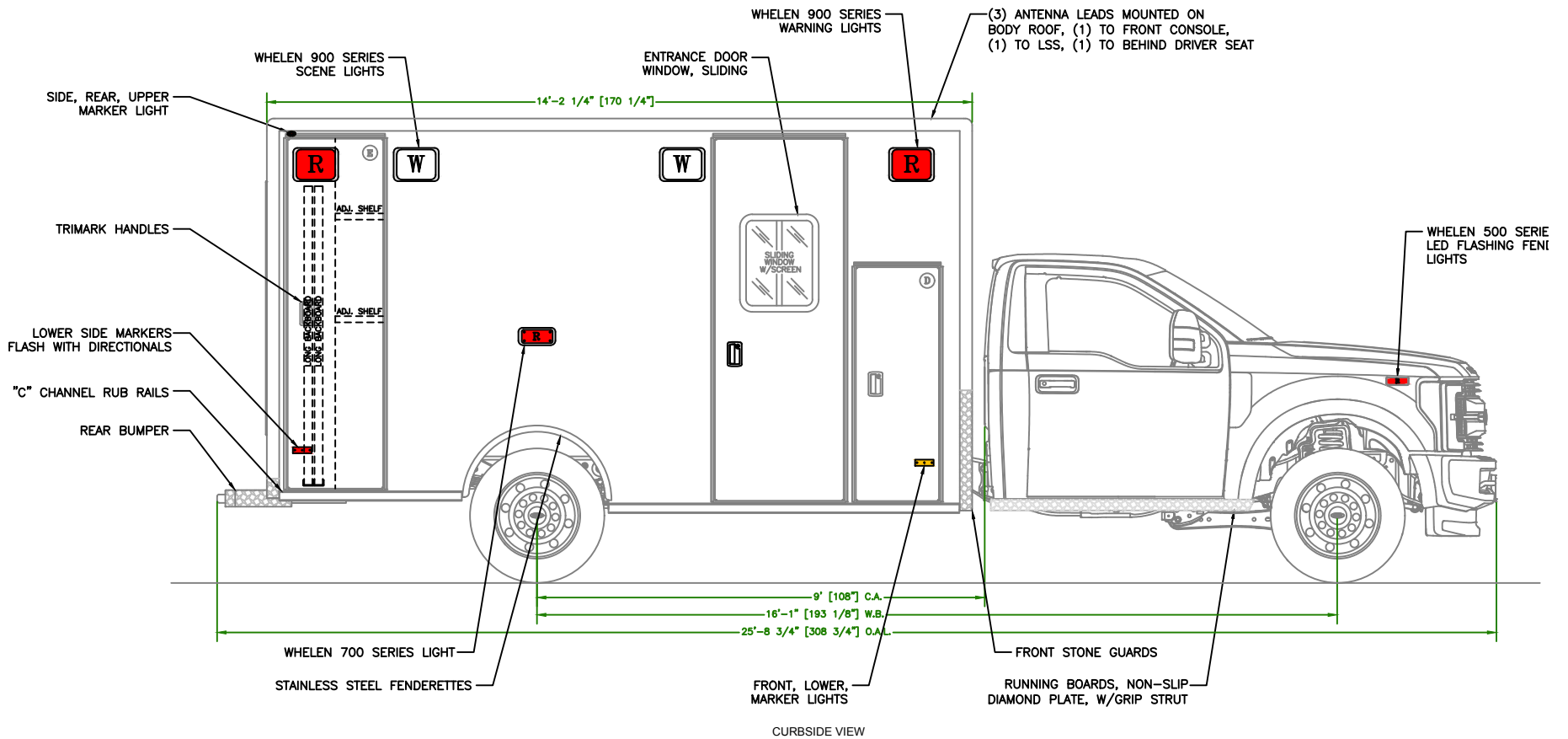
**EXTERIOR  
DIMENSIONS**  
 HEIGHT 112" (+/-2)  
 LENGTH 170 1/4"  
 WIDTH 99"

**NOTES:**

- 1.) DRAWINGS ARE FOR REPRESENTATIONAL PURPOSES ONLY.
- 2.) ALL DIMENSIONS SHOWN ARE APPROXIMATE.
- 3.) EXTERIOR COMPARTMENT DIMENSIONS REFLECT WALL TO WALL MEASUREMENTS. PASS THROUGH OPENINGS WILL BE SMALLER.
- 4.) INTERIOR CABINET DIMENSIONS REFLECT THE CABINET OPENING. PASS THROUGH OPENINGS WILL BE SMALLER.
- 5.) DIMENSIONS FOR OVERALL HEIGHT AND OVERALL LENGTH ARE APPROXIMATE UNTIL THE CHASSIS IS BUILT AND RECEIVED AT OUR FACTORY.



**"NOTICE"**  
 This drawing and data thereon shall not be duplicated, used or disclosed to others for procurement or manufacturing purposes, except as otherwise authorized by contract, without written permission of P.L. CUSTOM BODY & EQUIPMENT CO., INC. We reserve the right to make changes at any time, without notice, in materials, equipment & specifications. Written specifications take precedence over drawings which are for clarity only. All reproductions shall bear this notice.



| OPENING DESCRIPTIONS       |        |        |                                    |                                     |
|----------------------------|--------|--------|------------------------------------|-------------------------------------|
| ALL DIMENSIONS APPROXIMATE |        |        |                                    |                                     |
|                            | WIDTH  | HEIGHT | DEPTH                              | PURPOSE                             |
| (D)                        | 20     | 55     | 33" ABOVE FLOOR<br>20" BELOW FLOOR | INTERIOR/EXTERIOR<br>ACCESS STORAGE |
| (E)                        | 24 1/2 | 83     | 21                                 | BACKBOARD STORAGE                   |
|                            | 29     | 80     | SIDE ENTRANCE DOOR                 |                                     |

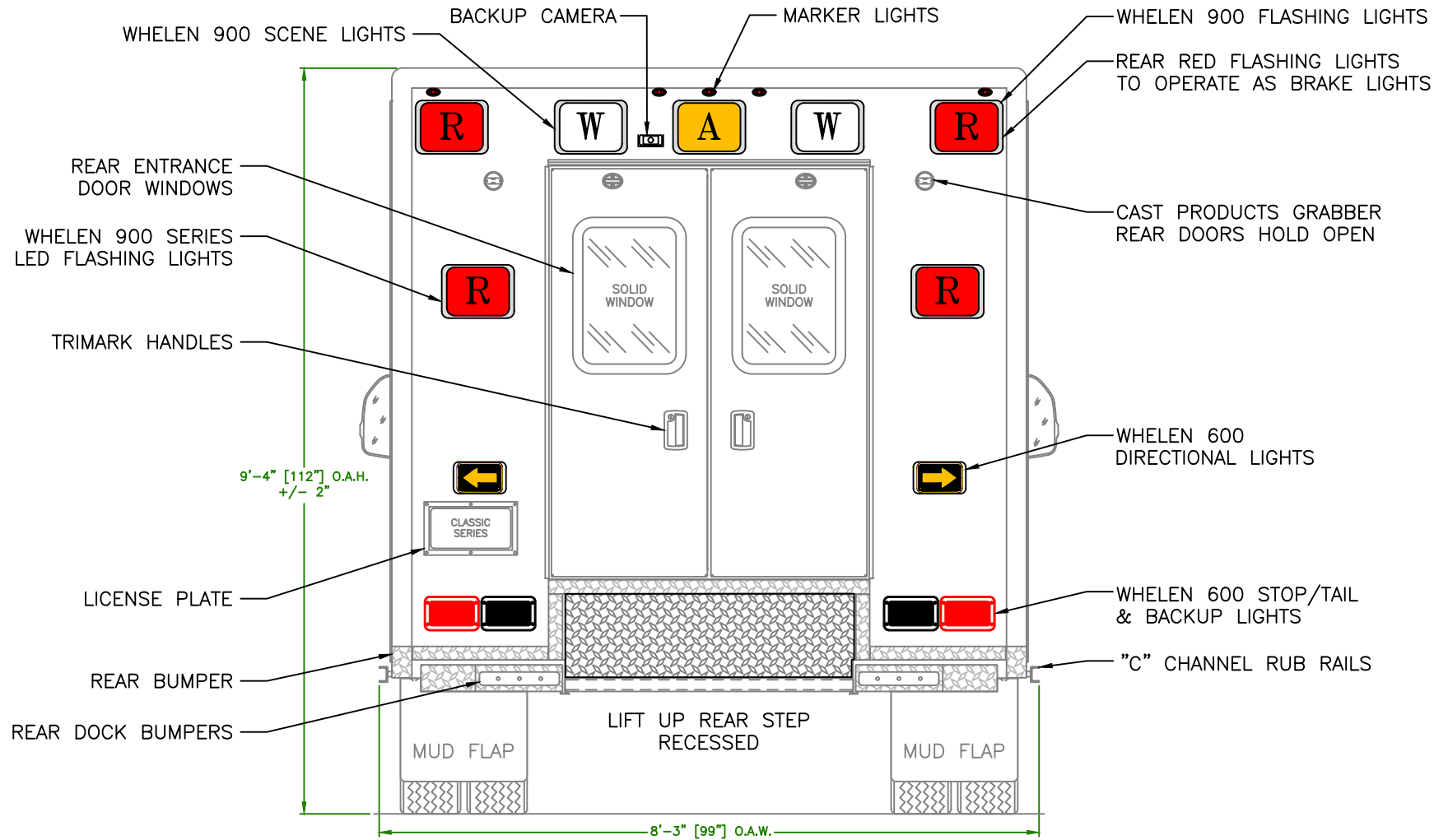
**EXTERIOR  
DIMENSIONS**  
 HEIGHT 112" (+/-2)  
 LENGTH 170 1/4"  
 WIDTH 99"

**NOTES:**

- 1.) DRAWINGS ARE FOR REPRESENTATIONAL PURPOSES ONLY.
- 2.) ALL DIMENSIONS SHOWN ARE APPROXIMATE.
- 3.) EXTERIOR COMPARTMENT DIMENSIONS REFLECT WALL TO WALL MEASUREMENTS. PASS THROUGH OPENINGS WILL BE SMALLER.
- 4.) INTERIOR CABINET DIMENSIONS REFLECT THE CABINET OPENING. PASS THROUGH OPENINGS WILL BE SMALLER.
- 5.) DIMENSIONS FOR OVERALL HEIGHT AND OVERALL LENGTH ARE APPROXIMATE UNTIL THE CHASSIS IS BUILT AND RECEIVED AT OUR FACTORY.



**"NOTICE"**  
 This drawing and data thereon shall not be duplicated, used or disclosed to others for procurement or manufacturing purposes, except as otherwise authorized by contract, without written permission of P.L. CUSTOM BODY & EQUIPMENT CO., INC. We reserve the right to make changes at any time, without notice, in materials, equipment & specifications. Written specifications take precedence over drawings which are for clarity only. All reproductions shall bear this notice.



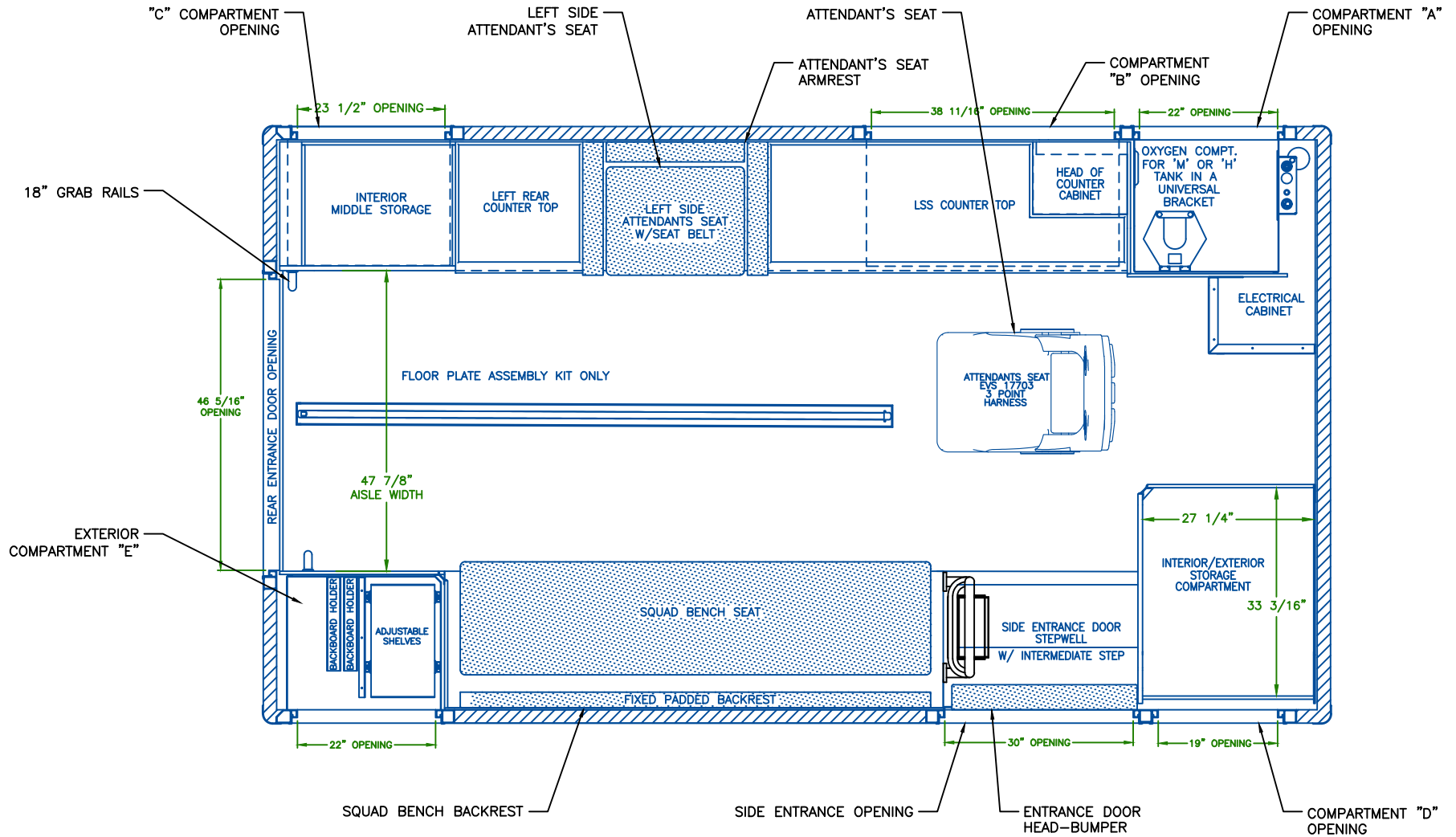
REAR VIEW

| OPENING DESCRIPTIONS       |        |        |       |                     |
|----------------------------|--------|--------|-------|---------------------|
| ALL DIMENSIONS APPROXIMATE |        |        |       |                     |
|                            | WIDTH  | HEIGHT | DEPTH | PURPOSE             |
|                            | 44 1/4 | 60     |       | REAR ENTRANCE DOORS |

- NOTES:**
- 1.) DRAWINGS ARE FOR REPRESENTATIONAL PURPOSES ONLY.
  - 2.) ALL DIMENSIONS SHOWN ARE APPROXIMATE.
  - 3.) EXTERIOR COMPARTMENT DIMENSIONS REFLECT WALL TO WALL MEASUREMENTS. PASS THROUGH OPENINGS WILL BE SMALLER.
  - 4.) INTERIOR CABINET DIMENSIONS REFLECT THE CABINET OPENING. PASS THROUGH OPENINGS WILL BE SMALLER.
  - 5.) DIMENSIONS FOR OVERALL HEIGHT AND OVERALL LENGTH ARE APPROXIMATE UNTIL THE CHASSIS IS BUILT AND RECEIVED AT OUR FACTORY.



**"NOTICE"**  
 This drawing and data thereon shall not be duplicated, used or disclosed to others for procurement or manufacturing purposes, except as otherwise authorized by contract, without written permission of P.L. CUSTOM BODY & EQUIPMENT CO., INC. We reserve the right to make changes at any time, without notice, in materials, equipment & specifications. Written specifications take precedence over drawings which are for clarity only. All reproductions shall bear this notice.



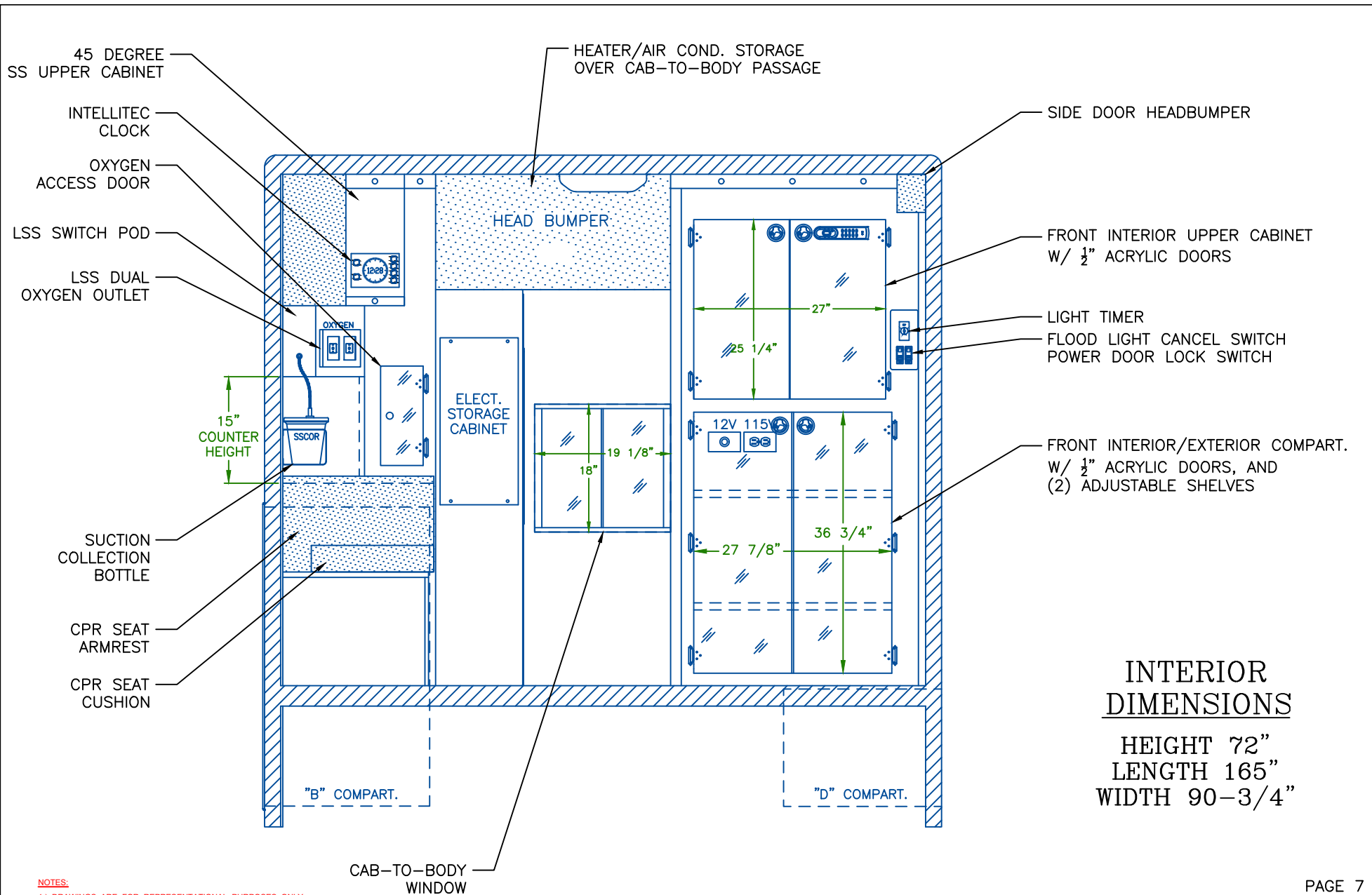
FLOOR PLAN

**NOTES:**

- 1.) DRAWINGS ARE FOR REPRESENTATIONAL PURPOSES ONLY.
- 2.) ALL DIMENSIONS SHOWN ARE APPROXIMATE.
- 3.) EXTERIOR COMPARTMENT DIMENSIONS REFLECT WALL TO WALL MEASUREMENTS. PASS THROUGH OPENINGS WILL BE SMALLER.
- 4.) INTERIOR CABINET DIMENSIONS REFLECT THE CABINET OPENING. PASS THROUGH OPENINGS WILL BE SMALLER.
- 5.) DIMENSIONS FOR OVERALL HEIGHT AND OVERALL LENGTH ARE APPROXIMATE UNTIL THE CHASSIS IS BUILT AND RECEIVED AT OUR FACTORY.



**"NOTICE"**  
 This drawing and data thereon shall not be duplicated, used or disclosed to others for procurement or manufacturing purposes, except as otherwise authorized by contract, without written permission of P.L. CUSTOM BODY & EQUIPMENT CO., INC. We reserve the right to make changes at any time, without notice, in materials, equipment & specifications. Written specifications take precedence over drawings which are for clarity only. All reproductions shall bear this notice.



## INTERIOR DIMENSIONS

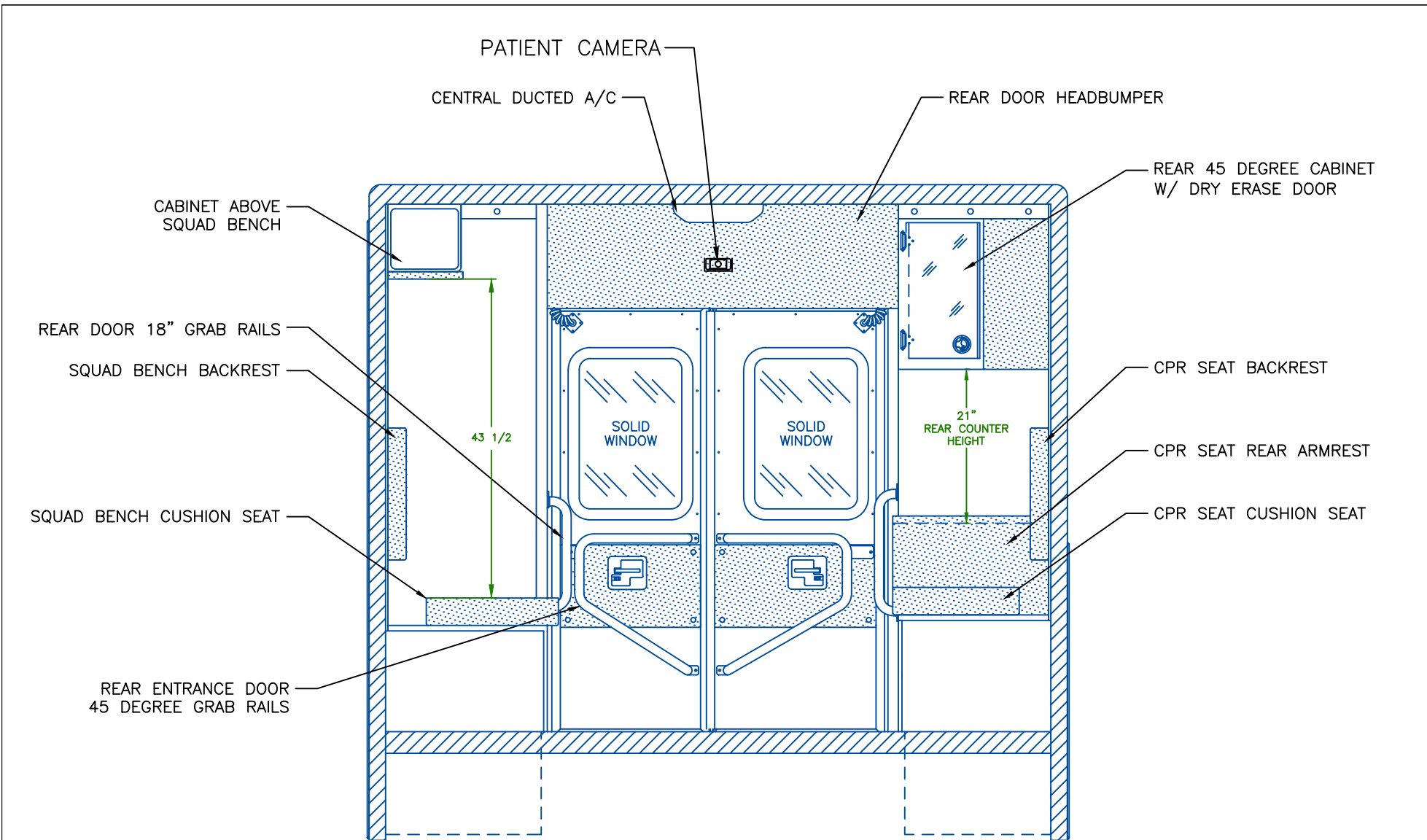
HEIGHT 72"  
 LENGTH 165"  
 WIDTH 90-3/4"

- NOTES:**
- 1.) DRAWINGS ARE FOR REPRESENTATIONAL PURPOSES ONLY.
  - 2.) ALL DIMENSIONS SHOWN ARE APPROXIMATE.
  - 3.) EXTERIOR COMPARTMENT DIMENSIONS REFLECT WALL TO WALL MEASUREMENTS. PASS THROUGH OPENINGS WILL BE SMALLER.
  - 4.) INTERIOR CABINET DIMENSIONS REFLECT THE CABINET OPENING. PASS THROUGH OPENINGS WILL BE SMALLER.
  - 5.) DIMENSIONS FOR OVERALL HEIGHT AND OVERALL LENGTH ARE APPROXIMATE UNTIL THE CHASSIS IS BUILT AND RECEIVED AT OUR FACTORY.

FRONT VIEW



**"NOTICE"**  
 This drawing and data thereon shall not be duplicated, used or disclosed to others for procurement or manufacturing purposes, except as otherwise authorized by contract, without written permission of P.L. CUSTOM BODY & EQUIPMENT CO., INC. We reserve the right to make changes at any time, without notice, in materials, equipment & specifications. Written specifications take precedence over drawings which are for clarity only. All reproductions shall bear this notice.



**NOTES:**

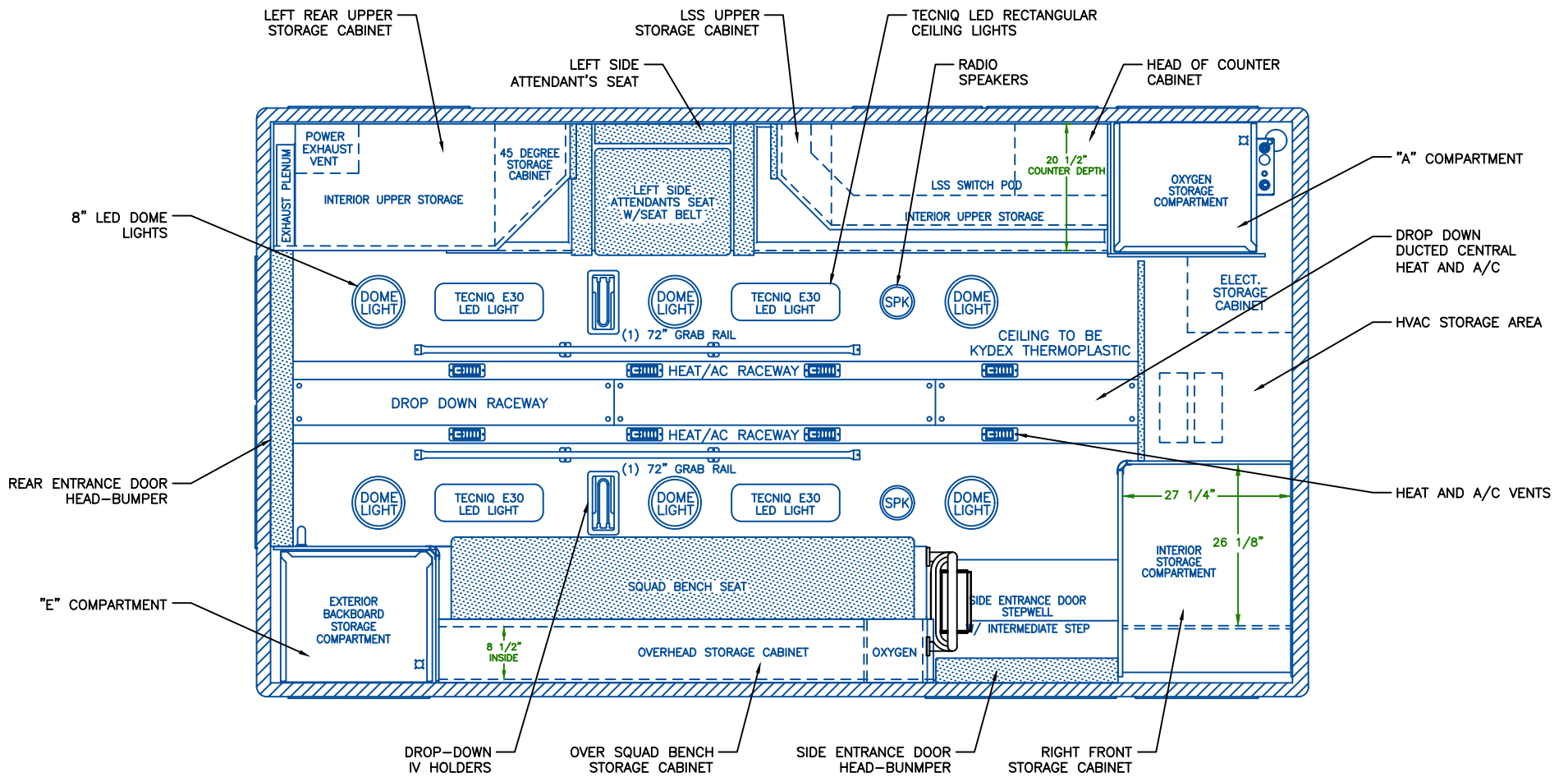
- 1.) DRAWINGS ARE FOR REPRESENTATIONAL PURPOSES ONLY.
- 2.) ALL DIMENSIONS SHOWN ARE APPROXIMATE.
- 3.) EXTERIOR COMPARTMENT DIMENSIONS REFLECT WALL TO WALL MEASUREMENTS. PASS THROUGH OPENINGS WILL BE SMALLER.
- 4.) INTERIOR CABINET DIMENSIONS REFLECT THE CABINET OPENING. PASS THROUGH OPENINGS WILL BE SMALLER.
- 5.) DIMENSIONS FOR OVERALL HEIGHT AND OVERALL LENGTH ARE APPROXIMATE UNTIL THE CHASSIS IS BUILT AND RECEIVED AT OUR FACTORY.

REAR VIEW



**"NOTICE"**  
 This drawing and data thereon shall not be duplicated, used or disclosed to others for procurement or manufacturing purposes, except as otherwise authorized by contract, without written permission of P.L. CUSTOM BODY & EQUIPMENT CO., INC. We reserve the right to make changes at any time, without notice, in materials, equipment & specifications. Written specifications take precedence over drawings which are for clarity only. All reproductions shall bear this notice.





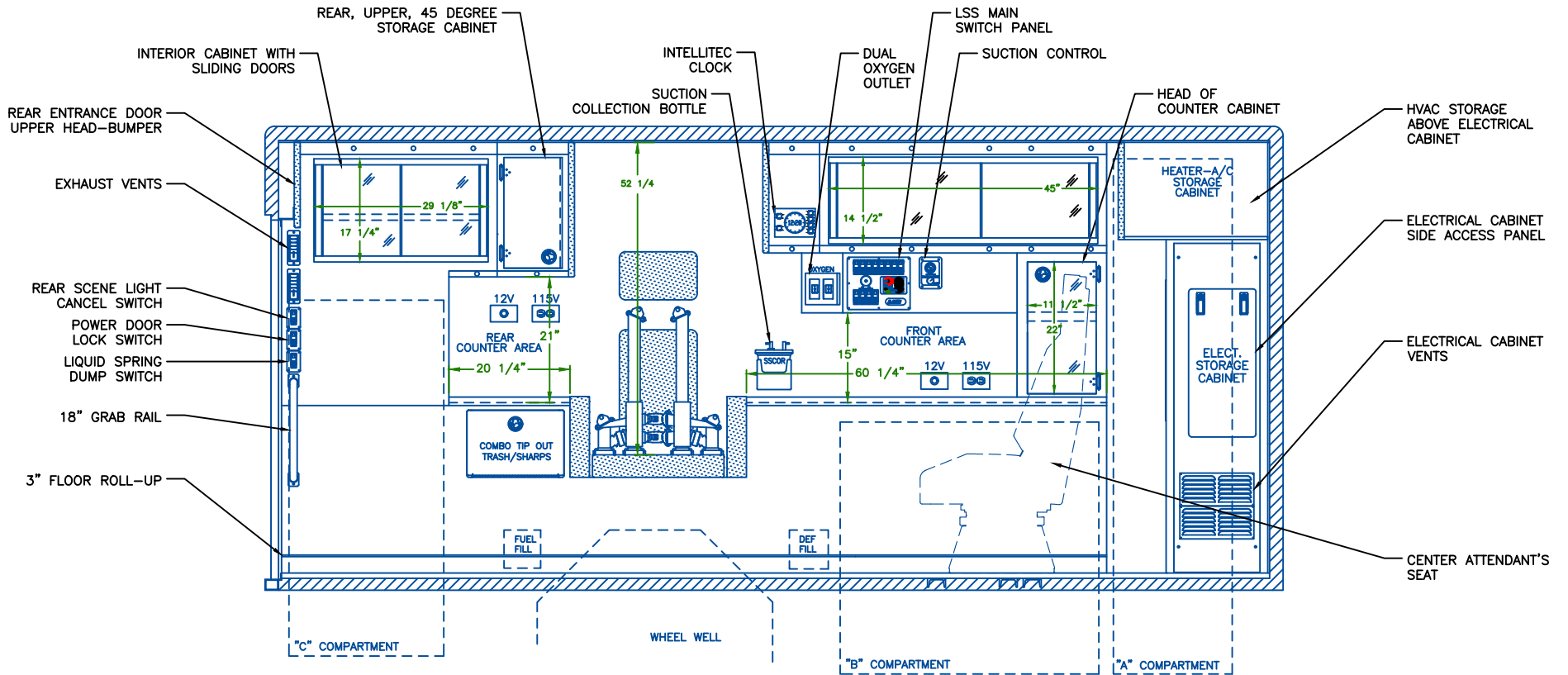
CEILING VIEW

**NOTES:**

- 1.) DRAWINGS ARE FOR REPRESENTATIONAL PURPOSES ONLY.
- 2.) ALL DIMENSIONS SHOWN ARE APPROXIMATE.
- 3.) EXTERIOR COMPARTMENT DIMENSIONS REFLECT WALL TO WALL MEASUREMENTS. PASS THROUGH OPENINGS WILL BE SMALLER.
- 4.) INTERIOR CABINET DIMENSIONS REFLECT THE CABINET OPENING. PASS THROUGH OPENINGS WILL BE SMALLER.
- 5.) DIMENSIONS FOR OVERALL HEIGHT AND OVERALL LENGTH ARE APPROXIMATE UNTIL THE CHASSIS IS BUILT AND RECEIVED AT OUR FACTORY.



**"NOTICE"**  
 This drawing and data thereon shall not be duplicated, used or disclosed to others for procurement or manufacturing purposes, except as otherwise authorized by contract, without written permission of P.L. CUSTOM BODY & EQUIPMENT CO., INC. We reserve the right to make changes at any time, without notice, in materials, equipment & specifications. Written specifications take precedence over drawings which are for clarity only. All reproductions shall bear this notice.



## INTERIOR DIMENSIONS

HEIGHT 72"  
 LENGTH 165"  
 WIDTH 90-3/4"

### NOTES:

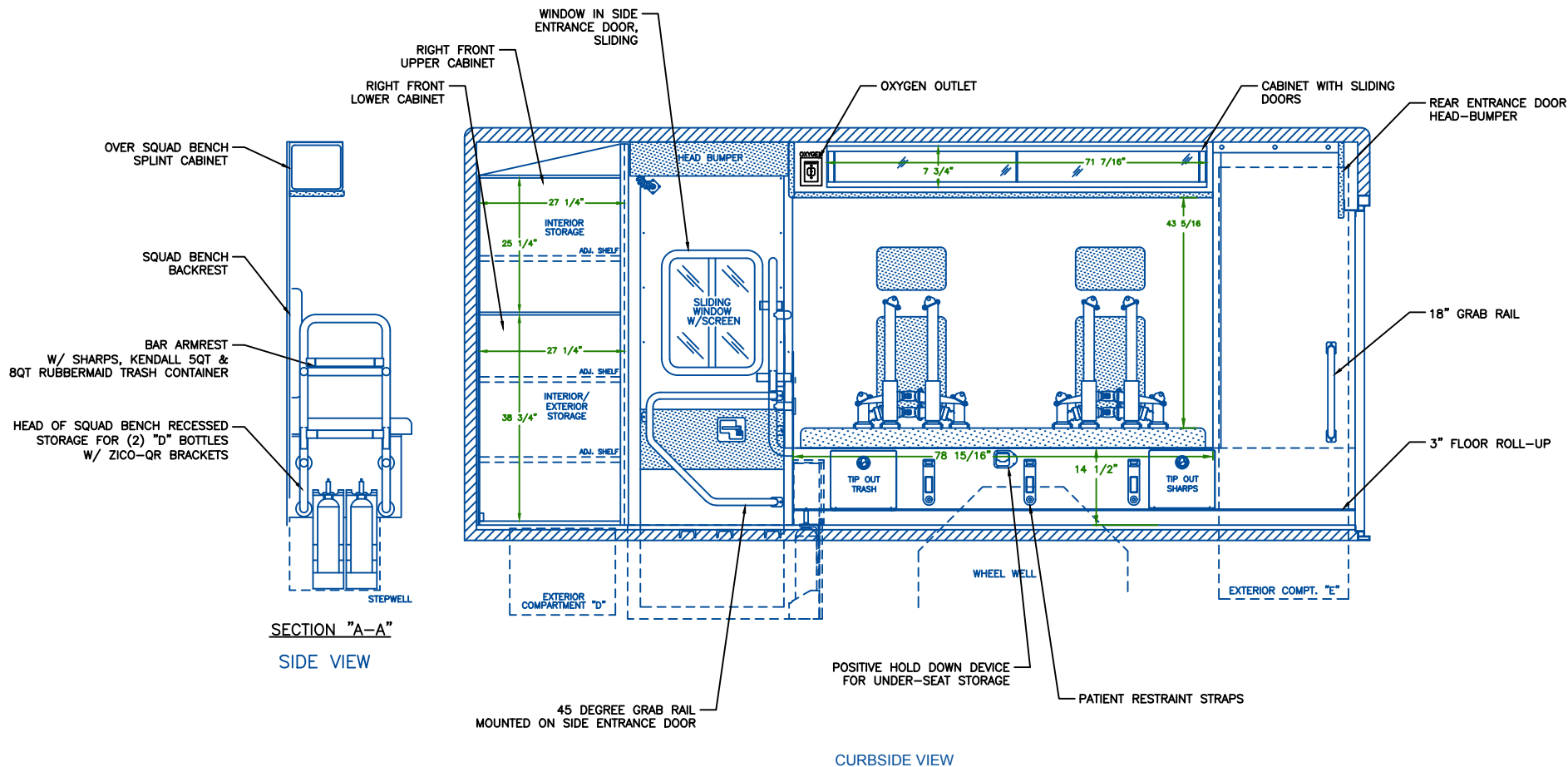
- 1.) DRAWINGS ARE FOR REPRESENTATIONAL PURPOSES ONLY.
- 2.) ALL DIMENSIONS SHOWN ARE APPROXIMATE.
- 3.) EXTERIOR COMPARTMENT DIMENSIONS REFLECT WALL TO WALL MEASUREMENTS. PASS THROUGH OPENINGS WILL BE SMALLER.
- 4.) INTERIOR CABINET DIMENSIONS REFLECT THE CABINET OPENING. PASS THROUGH OPENINGS WILL BE SMALLER.
- 5.) DIMENSIONS FOR OVERALL HEIGHT AND OVERALL LENGTH ARE APPROXIMATE UNTIL THE CHASSIS IS BUILT AND RECEIVED AT OUR FACTORY.

STREETSIDE VIEW

PAGE 10



**"NOTICE"**  
 This drawing and data thereon shall not be duplicated, used or disclosed to others for procurement or manufacturing purposes, except as otherwise authorized by contract, without written permission of P.L. CUSTOM BODY & EQUIPMENT CO., INC. We reserve the right to make changes at any time, without notice, in materials, equipment & specifications. Written specifications take precedence over drawings which are for clarity only. All reproductions shall bear this notice.



**NOTES:**

- 1.) DRAWINGS ARE FOR REPRESENTATIONAL PURPOSES ONLY.
- 2.) ALL DIMENSIONS SHOWN ARE APPROXIMATE.
- 3.) EXTERIOR COMPARTMENT DIMENSIONS REFLECT WALL TO WALL MEASUREMENTS. PASS THROUGH OPENINGS WILL BE SMALLER.
- 4.) INTERIOR CABINET DIMENSIONS REFLECT THE CABINET OPENING. PASS THROUGH OPENINGS WILL BE SMALLER.
- 5.) DIMENSIONS FOR OVERALL HEIGHT AND OVERALL LENGTH ARE APPROXIMATE UNTIL THE CHASSIS IS BUILT AND RECEIVED AT OUR FACTORY.

**INTERIOR DIMENSIONS**

HEIGHT 72"  
 LENGTH 165"  
 WIDTH 90-3/4"



**"NOTICE"**  
 This drawing and data thereon shall not be duplicated, used or disclosed to others for procurement or manufacturing purposes, except as otherwise authorized by contract, without written permission of P.L. CUSTOM BODY & EQUIPMENT CO., INC. We reserve the right to make changes at any time, without notice, in materials, equipment & specifications. Written specifications take precedence over drawings which are for clarity only. All reproductions shall bear this notice.